



Color: Bronze

Weight: 0.0 lbs

Project:

Type:

Prepared By:

Date:

Technical Specifications

Other

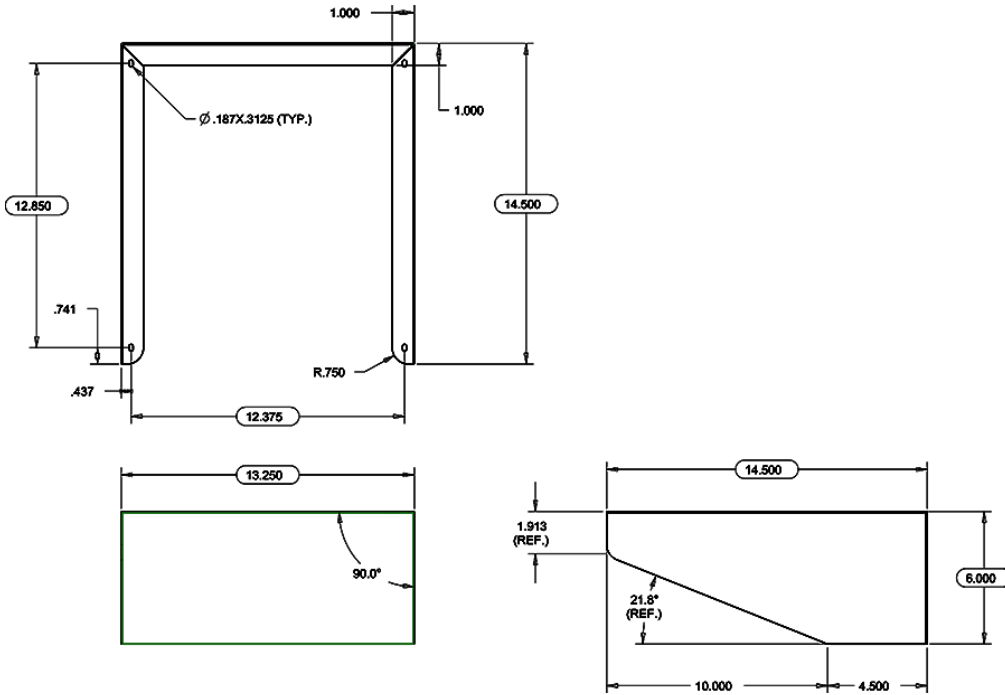
Shield:

Shield for ALED 50-150W side or back kit

Buy American Act Compliance:

RAB values USA manufacturing! Upon request, RAB may be able to manufacture this product to be compliant with the Buy American Act (BAA). Please contact customer service to request a quote for the product to be made BAA compliant.

Dimensions





Color: Bronze

Weight: 13.2 lbs

Project:	Type:
Prepared By:	Date:

Driver Info		LED Info	
Type	Constant Current	Watts	80W
120V	0.67A	Color Temp	3000K (Warm)
208V	0.40A	Color Accuracy	82 CRI
240V	0.34A	L70 Lifespan	100,000 Hours
277V	0.30A	Lumens	10,172/7,517/5,468 lm
Input Watts	81.1/57.2/40.4W	Efficacy	125.4/131.4/135.3 lm/W

Technical Specifications

Field Adjustability

Field Adjustable (Wattage):

Field adjustable light output in 3 discrete steps:
Small Housing: 80W/60W/40W (factory default 80W)

Compliance

UL Listed:

Suitable for wet locations

IP Rating:

Ingress protection rating of IP66 for dust and water

IESNA LM-79 & LM-80 Testing:

RAB LED luminaires and LED components have been tested by an independent laboratory in accordance with IESNA LM-79 and LM-80.

Dark Sky Conformance:

Dark Sky Approved in 3000K. Conforms to (allows for conformance to) the IDA's fully shielding requirement, emitting no light above 90 degrees (with the exclusion of incidental light reflecting from fixture housing, mounts, and pole).

Light Usage for Night Applications:

This product has received the Design Lights Consortium's LUNA listing for 3000K Models. Designed to meet LUNA 5.1 requirements.
LUNA Product Code: S-FMQH1N

Trade Agreements Act Compliant:

This product is a product of Cambodia and a "designated country" end product that complies with the Trade Agreements Act

DLC Listed:

This product is listed by Design Lights Consortium (DLC) as an ultra-efficient premium product that qualifies for the highest tier of rebates from DLC Member Utilities. Designed to meet DLC 5.1 requirements.
DLC Product Code: S-FMQH1N

LUNA:

This product has received the Design Lights Consortium's LUNA listing for 3000K Models. Designed to meet LUNA 5.1 requirements.
LUNA Product Code: S-FMQH1N

LED Characteristics

LEDs:

Long-life, high-efficacy, discrete, surface-mount LEDs

Color Consistency:

7-step MacAdam Ellipse binning to achieve consistent fixture-to-fixture color

Color Stability:

LED color temperature is warrantied to shift no more than 200K in color temperature over a 5-year period

Color Uniformity:

RAB's range of Correlated Color Temperature follows the guidelines of the American National Standard for (SSL) Products, ANSI C78.377-2017.

Electrical

Driver:

40W: Constant Current, Class 2, 120-277V, 50/60 Hz, 120V: 0.34A, 208V: 0.20A, 240V: 0.17A, 277V: 0.15A

60W: Constant Current, Class 2, 120-277V, 50/60 Hz, 120V: 0.50A, 208V: 0.30A, 240V: 0.25A, 277V: 0.22A

80W: Constant Current, Class 2, 120-277V, 50/60 Hz, 120V: 0.67A, 208V: 0.40A, 240V: 0.34A, 277V: 0.30A

Dimming Driver:

Driver includes dimming control wiring for 0-10V dimming systems. Requires separate 0-10V DC dimming circuit. Dims down to 10%.

THD:

2.32% at 120V, 7.28% at 277V

Power Factor:

99.9% at 120V, 96.5% at 277V

Surge Protection:

Line to Line: 10kV
Line to Ground: 6kV

Technical Specifications (continued)

Performance

Lifespan:

100,000-Hour LED lifespan based on IES LM-80 results and TM-21 calculations

Wattage Equivalency:

Equivalent to 250W Metal Halide

Construction

IES Classification:

The Type IV distribution is especially suited for mounting on the sides of buildings and walls, and for illuminating the perimeter of parking areas. It produces a semicircular distribution with essentially the same candlepower at lateral angles from 90° to 270°.

Cold Weather Starting:

The minimum starting temperature is -40°C (-40°F)

Ambient Temperature :

Max Power Temp Rating: 40°C (104°F)
Middle Power Temp Rating: 52°C (125°F)
Low Power Temp Rating: 58°C (137°F)

Housing:

Die-cast aluminum

Mounting:

Universal mounting arm compatible for hole spacing patterns from 1" to 5 1/2" center to center. Round Pole Adaptor plate included as a standard. Easy slide and lock to mount fixture with ease.

Reflector:

Aluminum reflector with white polycarbonate

Vibration Rating:

3G vibration rating per ANSI C136.31

Effective Projected Area:

1 Fixture: 0.35
2 Fixtures at 90°: 0.54
2 Fixtures at 180°: 0.7
3 Fixtures at 90°: 0.9
4 Fixtures at 90°: 0.9

Gaskets:

High-temperature silicone gaskets

Finish:

Formulated for high durability and long-lasting color

Green Technology:

Mercury and UV free. RoHS-compliant components.

Optical

BUG Rating:

40W: B1 U0 G2
60W: B1 U0 G2
40W: B1 U0 G2

Other

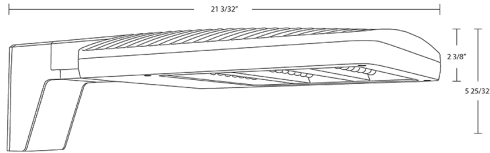
Warranty:

RAB warrants that our LED products will be free from defects in materials and workmanship for a period of ten (10) years from the date of delivery to the end user, including coverage of light output, color stability, driver performance and fixture finish. RAB's warranty is subject to all terms and conditions found at rablighting.com/warranty.

Buy American Act Compliance:

RAB values USA manufacturing! Upon request, RAB may be able to manufacture this product to be compliant with the Buy American Act (BAA). Please contact customer service to request a quote for the product to be made BAA compliant.

Dimensions



Features

- 0-10V dimmable standard
- IP66 Rated
- 100,000-Hour LED lifespan
- 10-Year, No-Compromise Warranty

Ordering Matrix

Family	Housing Size	Distribution	Mounting	Color Temp	Finish	Driver	Options
ALED	S	4T		Y			
	M = Medium (150W/90W/78W) L = Large (260W/220W/170W) XL = Extra Large (385W/345W/300W) S = Small (80W/60W/40W)	2T = Type II 3T = Type III 4T = Type IV 5T = Type V AT = Auto Dealership Optic	Blank = Universal Pole Mount SF = Slipfitter WM = Wall Mount	Blank = 5000K Cool Y = 3000K Warm N = 4000K Neutral	Blank = Bronze W = White B = Black	Blank = 120-277V, 0-10V Dimming /480 = 480V, 0-10V Dimming	Blank = No Option /7PR = 7 Pin Twistlock Receptacle /WS2 = Wattstopper, 20ft lens /WS4 = Wattstopper, 40ft lens ²

¹ 480V available in Medium, Large & Extra Large fixtures only
² Wattstopper option available in Large & Extra Large fixtures only



Color: Bronze

Weight: 34.8 lbs

Project:	Type:
Prepared By:	Date:

Driver Info		LED Info	
Type	Constant Current	Watts	150W
120V	N/A	Color Temp	5000K (Cool)
208V	0.80A	Color Accuracy	71 CRI
240V	0.69A	L70 Lifespan	100,000 Hours
277V	0.60A	Lumens	18,464 lm
Input Watts	155.8W	Efficacy	118.5 lm/W

Technical Specifications

Electrical

Driver:

One Driver, Constant Current, Class 2, 2100mA 100-277V, 50-60Hz, Power Factor 99%

THD:

4.7% at 120V, 13.3% at 277V

Photocell:

277V Swivel photocell included. Photocell is compatible with 208V-277V.

Compliance

DLC Listed:

This product is on the Design Lights Consortium (DLC) Qualified Products List and is eligible for rebates from DLC Member Utilities. DLC Product Code: P0000174K

UL Listed:

Suitable for wet locations

IP Rating:

Ingress protection rating of IP66 for dust and water

IESNA LM-79 & LM-80 Testing:

RAB LED luminaires and LED components have been tested by an independent laboratory in accordance with IESNA LM-79 and LM-80.

Performance

Lifespan:

100,000-Hour LED lifespan based on IES LM-80 results and TM-21 calculations

Wattage Equivalency:

Equivalent to 750W Metal Halide

Construction

IES Classification:

The Type IV distribution (also known as a Forward Throw) is especially suited for mounting on the sides of buildings and walls, and for illuminating the perimeter of parking areas. It produces a semicircular distribution with essentially the same candlepower at lateral angles from 90° to 270°.

Maximum Ambient Temperature:

Suitable for use in up to 40°C (104°F)

Cold Weather Starting:

The minimum starting temperature is -40°C (-40°F)

Thermal Management:

Superior thermal management with external "Air-Flow" fins

Housing:

Die-cast aluminum housing, lens frame and mounting arm

Mounting:

Heavy-duty 1/2" thread mounting arm with "O" ring seal & stainless steel screws

Reflector:

Specular vacuum-metallized polycarbonate

Gaskets:

High-temperature silicone gaskets

Finish:

Formulated for high durability and long-lasting color

Green Technology:

Mercury and UV free. RoHS-compliant components.

LED Characteristics

LEDs:

Multi-chip, high-output, long-life LEDs

Color Consistency:

7-step MacAdam Ellipse binning to achieve consistent fixture-to-fixture color

Technical Specifications (continued)

Color Stability:

LED color temperature is warranted to shift no more than 200K in color temperature over a 5-year period

Color Uniformity:

RAB's range of Correlated Color Temperature follows the guidelines of the American National Standard for Specifications for the Chromaticity of Solid State Lighting (SSL) Products, ANSI C78.377-2017.

Other

Warranty:

RAB warrants that our LED products will be free from defects in materials and workmanship for a period of five (5) years from the date of delivery to the end user, including coverage of light output, color stability, driver performance and fixture finish. RAB's warranty is subject to all terms and conditions found at rablighting.com/warranty.

Patents:

The design of WPLED150 is protected by patents pending in US, Canada, China, Taiwan and Mexico

Buy American Act Compliance:

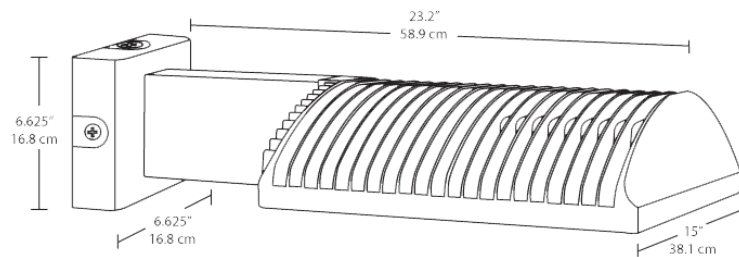
RAB values USA manufacturing! Upon request, RAB may be able to manufacture this product to be compliant with the Buy American Act (BAA). Please contact customer service to request a quote for the product to be made BAA compliant.

Optical

BUG Rating:

B1 U0 G3

Dimensions



Features

- High performance LED light engine
- Maintains 70% of initial lumens at 100,000-hours
- Weatherproof high temperature silicone gaskets
- Superior heat sinking with die cast aluminum housing and external fins
- Replaces 400W MH
- 100 up to 277 Volts
- 5-Year, No-Compromise Warranty

Ordering Matrix

Family	Optics	Wattage	Color Temp	Mounting	Finish	Driver Options	Other Options
WPLED	4T	150					/PCS2
	3T = Type III 2T = Type II 4T = Type IV	50 = 50W 78 = 78W 105 = 105W 125 = 125W 150 = 150W	N = 4000K Neutral Y = 3000K Warm Blank = 5000K Cool	Blank = Arm FX = Flat Mount	Blank = Bronze W = White	/480 = 480V /480/D10 = 480V 0-10V Dimming /D10 = 0-10V Dimming /BL = Bi-Level Blank = Standard	Blank = Standard /PC = 120V Photocell /PC2 = 277V Photocell /PCT = 120-277V Twistlock Photocell /PCT4 = 480V Twistlock Photocell /PCS = 120V Swivel Photocell /PCS2 = 277V Swivel Photocell /PCS4 = 480V Swivel Photocell /WS = Multi-Level Motion Sensor /WS2 = Multi-Level Motion Sensor (20 ft mt. ht.) /WS4 = Multi-Level Motion Sensor (40 ft mt. ht.) /LC = Lightcloud Controller